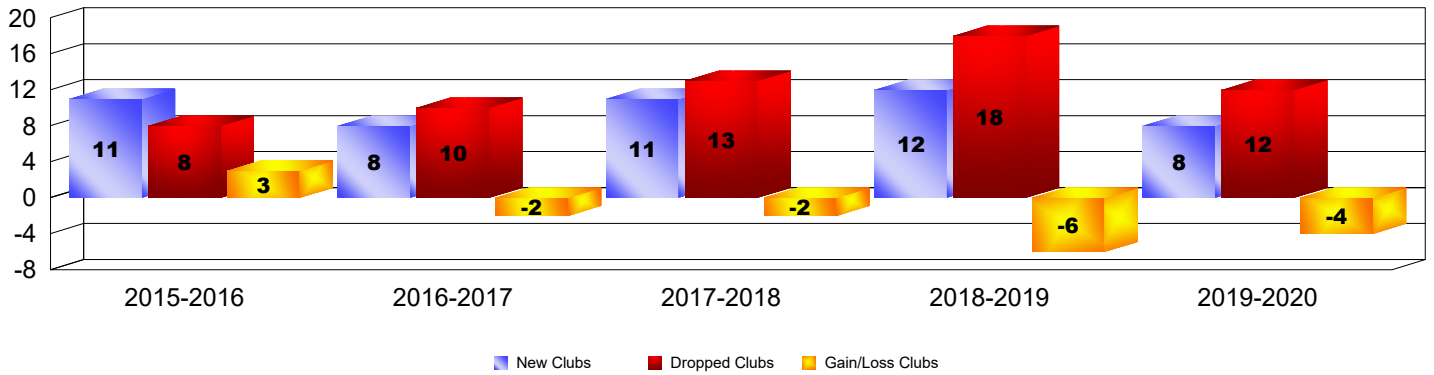


Multiple District 118

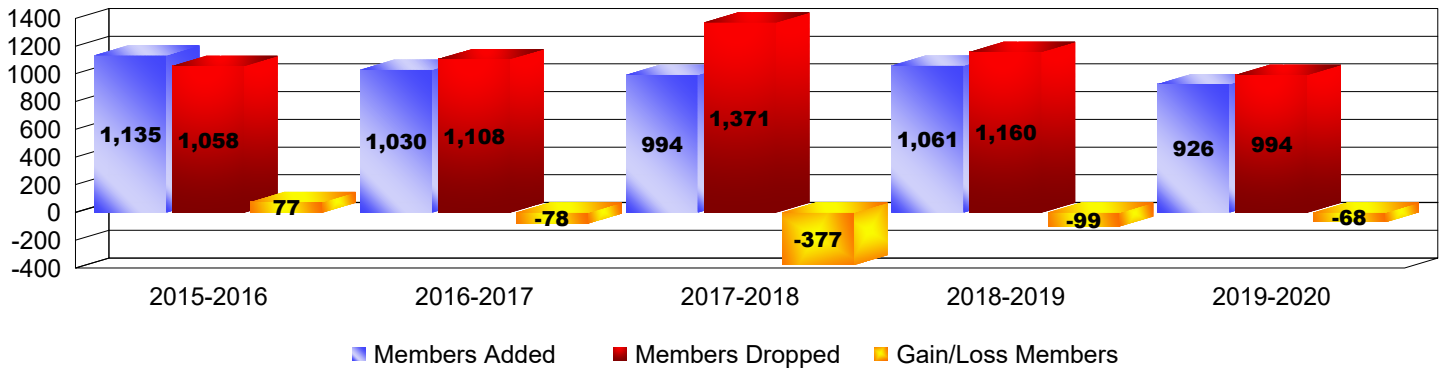
As of June 2020 Cumulative

Year	New Clubs	Dropped Clubs	Gain/Loss Clubs	New Members	Charter Members	Reinstate Members	Transfer Members	Total Member Added	Total Members Dropped	Gain/Loss Members
2015-2016	11	8	3	745	322	25	43	1,135	1,058	77
2016-2017	8	10	-2	718	246	23	43	1,030	1,108	-78
2017-2018	11	13	-2	589	307	42	56	994	1,371	-377
2018-2019	12	18	-6	625	343	31	62	1,061	1,160	-99
2019-2020	8	12	-4	557	280	57	32	926	994	-68
Average	10	12	-2	647	300	36	47	1,029	1,138	-109


Clubs



Members



Membership Composition June 2020 Cumulative



Gender Comparison June 2020 Cumulative

